

## Universal Industrial Pressure Sensor



### Features

- ➔ Available with Built in Electronic
- ➔ Large choice of connectors & threads
- ➔ All Stainless steel
- ➔ Large Bandwidth

### Applications

- ➔ Railway
- ➔ Test benches
- ➔ Process
- ➔ Automation & Robotics

The PST220 series is designed for absolute or gage pressure measurements from 50mbar up to 600bar. With all stainless steel wetted parts, it is compatible with most fluids used in the industry including corrosive ones. Manufactured with proven components ensuring accuracy and reliability, the PST220 is compatible with most application thanks to a large choice of mechanical and electrical connections.

## Technical specifications

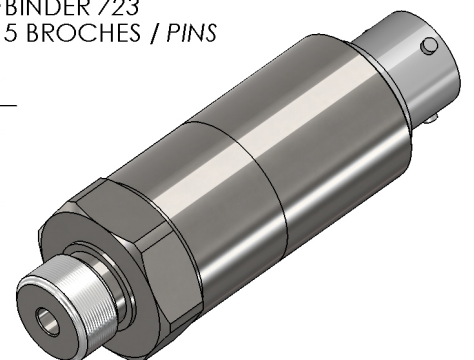
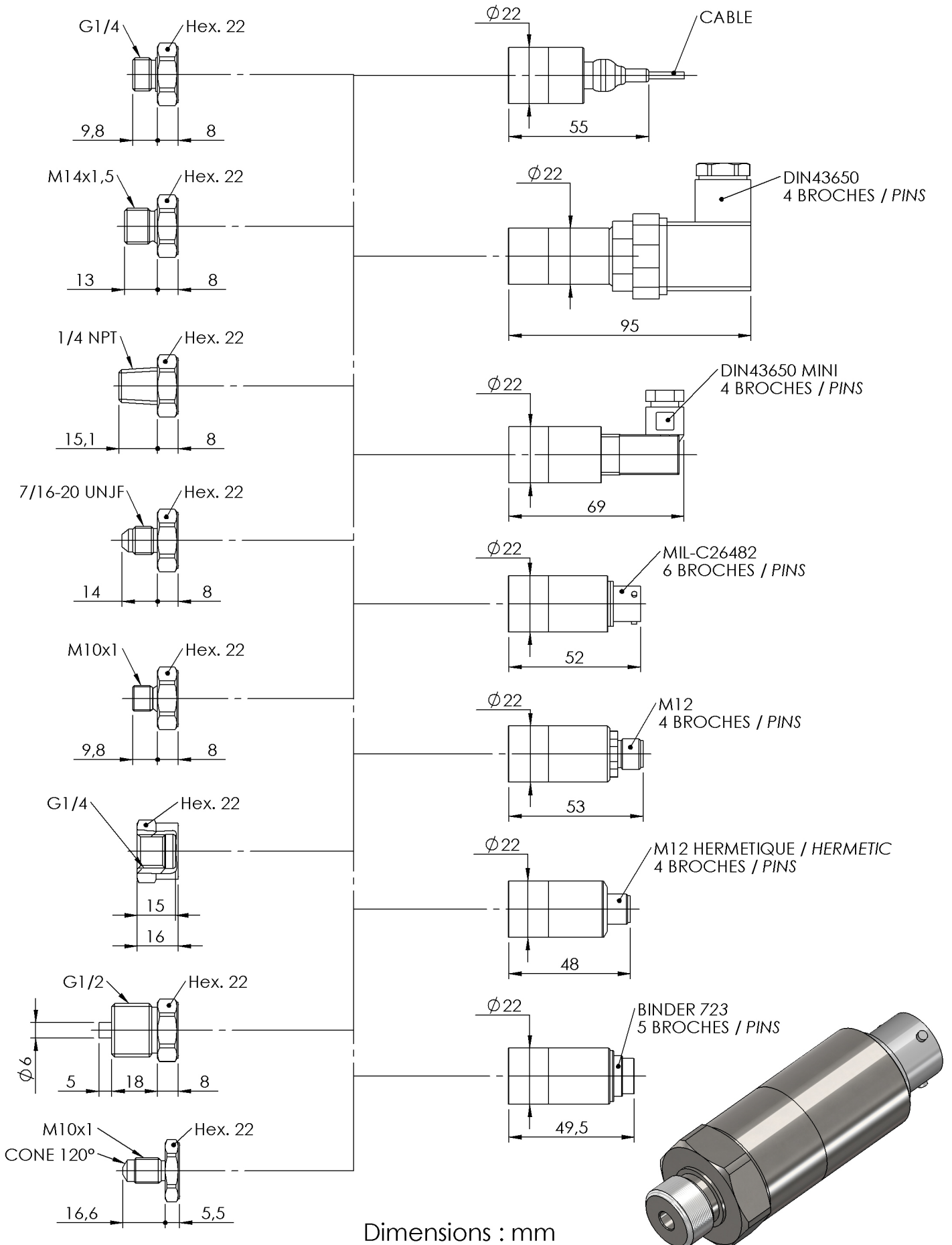
Pressure ranges (FS)	<p>±50mbar ; ±100mbar ; ±250mbar ; ±500mbar ;</p> <p>100mbar ; 250mbar ; 500mbar ;</p> <p>±1bar ; -1/+2bar ; -1/+3bar ; -1/+5bar ;</p> <p>1bar ; 2bar ; 3bar ; 5bar ; 10bar ; 20bar ; 40bar ; 100bar ; 250bar ; 400bar ; 600bar ;</p> <p>±1PSI ; ±1.5PSI ; ±3.5PSI ; ±7PSI ; ±14.5PSI ; -14.5/+30PSI ; -14.5/+40PSI ; -14.5/+70PSI ;</p> <p>1.5PSI ; 8000PSI ; 3PSI ; 5PSI ; 10PSI ; 15PSI ; 30PSI ; 40PSI ; 70PSI ; 150PSI ; 300PSI ;</p> <p>500PSI ; 1500PSI ; 3000PSI ; 5000PSI</p>
Type	Absolute ; Gage
Type (for ranges > 40 bar)	Sealed Gage
Safe overload	<p>150% FS</p> <p>Option : Special overload</p>
Burst pressure	300% FS
Output impedance	> 3000 Ohms typ.
Input impedance	> 3500 Ohms typ.
Power supply	5 to 15Vdc


## Technical Specifications

Consumption	< 10mA
Insulation	> 1000 MOhms under 50Vdc at ambient temperature
Output at 0%FS (except ranges $\pm$ )	0mV/V
Non linearity and hysteresis combined	$\pm 0.25\%$ FS
Non repeatability	$\pm 0.02\%$ FS typ.
Compensated temperature range	0 to +60°C Option : -25 to +85°C ; -25 to +125°C (Except M12, 723 Receptacles and PVC Cable)
Operating temperature range	-25 to +125°C (-25 to +90°C with M12, 723 Receptacles and PVC Cable)
Combined thermal zero & sensitivity shifts	$\pm 0.02\%$ FS/°C
Constant acceleration in linear vibrations	$\pm 0.02\%$ FS/g (frequency 20-2000Hz, 50g max.)
Mechanical shock	100g $\frac{1}{2}$ sinus 1ms
Electrical protection	Protected against polarity inversion
EMC protection	Compliant to EN61000
Electrical connection	DIN 43650 Receptacle - 4 pins Option : Miniature DIN 43650 mPm Receptacle - 4 pins ; Receptacle M12 - 4 pins ; Hermetic MIL-C-26482 - 6 pins Receptacle ; AWG26, Viton Jacketed Shielded Cable $\varnothing 3$ mm, 4 wires ; AWG24 double Shield PVC Cable, 4 wires ; Hermetic M12 4 pins Receptacle ; Binder 723 Receptacle, 5 pins
Mechanical connection	1/4 Gaz A male ; 1/4 NPT male Option : 1/2 Gaz A male (Gauge) ; 1/4 Gaz female ; 7/16-20 UNJF-3A male - MS33656-4 ; M10x1-4h male with 80° internal cone ; M10x1-4h male 120° cone ; M14x1.5-4h male
Material(s) of wetted parts	Stainless Steel 316L ; Stainless Steel 17-4PH ; Stainless steel 15-5PH
Weight	< 100g without cable
Enclosure protection	IP65 for absolute & sealed gage version

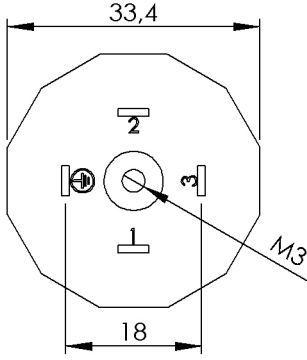
## Codification

Universal Industrial Pressure Sensor	PST22	1	S	1bar	A	01	01	A	L
Output Signal									
mV/V		1							
Material									
Stainless Steels			S						
Range									
Example				1bar					
Type									
Absolute					A				
Gage					G				
Sealed Gage					SG				
Mechanical connection									
M14x1.5-4h male						01			
1/2 Gaz A male (Gauge)						06			
1/4 Gaz A male						07			
1/4 Gaz female						08			
7/16-20 UNJF-3A male - MS33656-4						10			
1/4 NPT male						13			
M10x1-4h male with 80° internal cone						19			
M10x1-4h male 120° cone						21			
Electrical connection									
DIN 43650 Receptacle - 4 pins							01		
Miniature DIN 43650 mPm Receptacle - 4 pins							02		
Hermetic MIL-C-26482 - 6 pins Receptacle							03		
Receptacle M12 - 4 pins							07		
AWG26, Viton Jacketed Shielded Cable Ø3mm, 4 wires							08/1m		
AWG24 double Shield PVC Cable, 4 wires							10/1m		
Hermetic M12 4 pins Receptacle							15		
Binder 723 Receptacle, 5 pins							23		
Compensated temperature range									
0 to +60°C								A	
-25 to +85°C								B	
-25 to +125°C (Except M12, 723 Receptacles and PVC Cable)								C	
Options									
Special overload									L






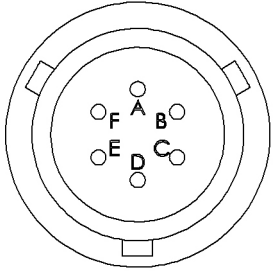

<b>DIN 43650 - 4 PINS</b>	
mV/V OUTPUT	PIN
+ EXCITATION	PIN 1
+ SIGNAL	PIN 2
- SIGNAL	PIN 3
- EXCITATION	PIN T



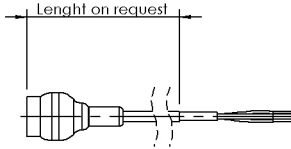
Dimensions : mm




<b>MIL-C26482 - 6 PINS</b>	
mV/V OUTPUT	PIN
+ EXCITATION	PIN A
+ SIGNAL	PIN B
- SIGNAL	PIN C
- EXCITATION	PIN D
SENSOR HOUSING	PINS E & F

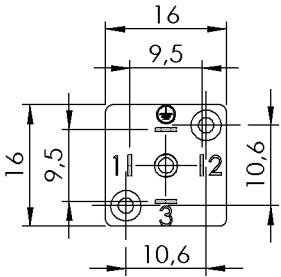
<b>#26 AWG, 4 CONDUCTOR SHIELDED VITON CABLE</b>	
mV/V OUTPUT	CONDUCTOR
+ EXCITATION	RED
+ SIGNAL	GREEN / YELLOW
- SIGNAL	WHITE
- EXCITATION	BLUE / BLACK
SENSOR HOUSING	SHIELD



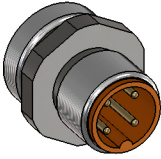
Length on request



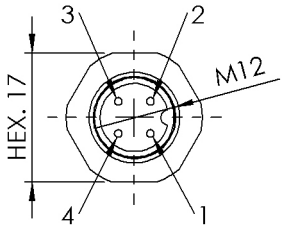
<b>DIN MINIATURE 43650 - 4 PINS</b>	
mV/V OUTPUT	PIN
+ EXCITATION	PIN 1
+ SIGNAL	PIN 2
- SIGNAL	PIN 3
- EXCITATION	PIN T




Dimensions : mm



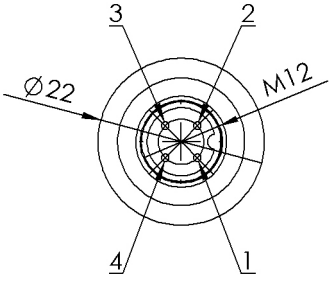
<b>M12 - 4 PINS</b>	
<b>mV/V OUTPUT</b>	<b>PIN</b>
+ EXCITATION	PIN 1
+ SIGNAL	PIN 4
- SIGNAL	PIN 2
- EXCITATION	PIN 3
SENSOR HOUSING	CONNECTOR HOUSING




Dimensions : mm



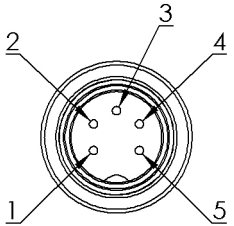
<b>HERMETIC M12 - 4 PINS</b>	
<b>mV/V OUTPUT</b>	<b>PIN</b>
+ EXCITATION	PIN 1
+ SIGNAL	PIN 4
- SIGNAL	PIN 2
- EXCITATION	PIN 3
SENSOR HOUSING	CONNECTOR HOUSING

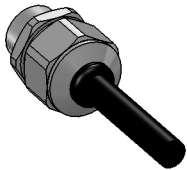


Dimensions : mm

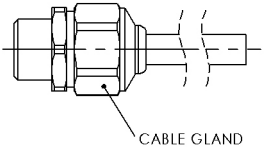


<b>BINDER 723 - 5 PINS</b>	
<b>mV/V OUTPUT</b>	<b>PIN</b>
+ EXCITATION	PIN 3
+ SIGNAL	PIN 2
- SIGNAL	PIN 4
- EXCITATION	PIN 1
NC	PIN 5
SENSOR HOUSING	CONNECTOR HOUSING





<b>#24 AWG, 4 CONDUCTOR, DOUBLE SHIELD PVC CABLE</b>	
<b>mV/V OUTPUT</b>	<b>CONDUCTOR</b>
+ EXCITATION	RED
+ SIGNAL	GREEN
- SIGNAL	WHITE
- EXCITATION	BLACK
SENSOR HOUSING	SHIELD



CABLE GLAND



E.F.E.

L'ESSOR FRANCAIS ELECTRONIQUE

16 Rue Porte a Bateaux - 27540 Ivry-la-Bataille - FRANCE

Tel : 33 (0)2 32 22 35 05 - Fax : 33 (0)2 32 36 93 08

[www.efe-sensor.com](http://www.efe-sensor.com) - [infos@efe-sensor.com](mailto:infos@efe-sensor.com)

Agent :

